

# TCV-SK

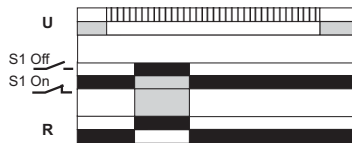
## overview

- ◆ safety edge monitor for use on industrial roller doors
- ◆ embedded diode or resistor detection
- ◆ output relay max. 6A
- ◆ LED indicators for power supply, contact and function
- ◆ TÜV-Nr. E/HG-99/101 approval for TCV-SK-S
- ◆ safety edge monitor, category 2 according to EN 954-1 for TCV-SK-S
- ◆ 22.5 or 45mm DIN rail mount housing



### Function

- Control relay active
- Control relay passive
- Contact closed
- Contact open



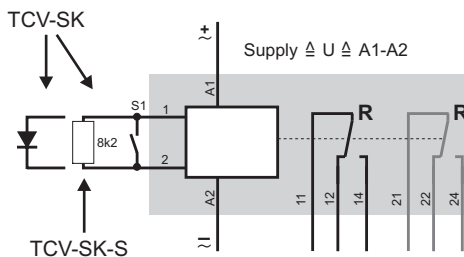
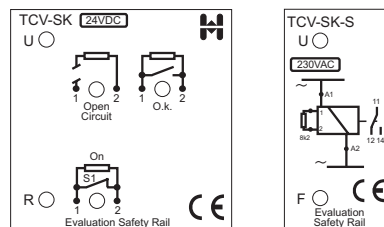
### Control relay to monitor permanent safety rails on roller shutter doors

On the application of the supply voltage and after detection of a diode (only TCV-SK) or a 8k2 resistor (TCV-SK and TCV-SK-S) connected to the input, the output relay energizes and the green LED (safety rail o.k.) is illuminated.

When the control relay detects an open circuit, the output relay drops out immediately and the yellow LED (open circuit) is illuminated.

When the control relay detects a short circuit, the relay drops out immediately and the red LED (failure) is illuminated.

When the output relay drops out a red LED flashes to indicate a circuit fault.



## specification

<b>supply voltage variation</b>	nominal voltage +10% / -15%	
<b>frequency range</b>	48 - 63 Hz	
<b>duty cycle</b>	100%	
<b>LED indicators</b>	yellow	open circuit
	green	safety rail o.k.
	red	failure
	} TCV-SK	
<b>output relay specification</b>	max. 6A 230V~	
Ue/Ie AC-15	120V/4A 240V/3A	
Ue/Ie DC-13	24V/2A	
<b>expected life time</b>	DPCO	SPCO
mechanical	2 x 10 <sup>6</sup>	resp. 1 x 10 <sup>7</sup> operations
electrical	1 x 10 <sup>5</sup>	resp. 1 x 10 <sup>5</sup> operations
<b>screws</b>	pozidrive 1	
<b>screw tightening torque</b>	0,6...0,8Nm	
<b>operating conditions</b>	-20 to +60 °C non condensing	
	* EN 60947-5-1 VDE 0435	

## ordering information

part no	supply	output	sup. galv. iso*	CE	housing types
TCV-SK 230Vac	230V~ 2,5VA	DPCO	yes	yes	C
TCV-SK 115Vac	115V~ 2,5VA	DPCO	yes	yes	C
TCV-SK 24Vac	24V~ 2,5VA	DPCO	yes	yes	C
TCV-SK 24Vdc	24V= 2W	DPCO	no	yes	C
TCV-SK-S 230Vac	230V~ 2,5VA	SPCO	yes	no	B
TCV-SK-S 115Vac	115V~ 2,5VA	SPCO	yes	no	B
TCV-SK-S 24Vac	24V~ 2,5VA	SPCO	yes	no	B
TCV-SK-S 24Vdc	24V= 2W	SPCO	no	no	B

\* The measurement input is galvanically isolated from the power supply

