

TCR01/02

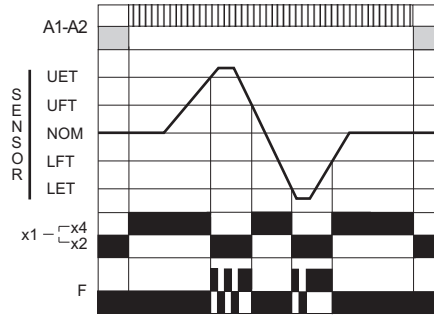
overview

- ◆ output relay max. 6A
- ◆ SPCO or DPCO configuration
- ◆ LED indicators for power supply, and failure
- ◆ 22.5mm DIN rail mount housing



Function

- Control relay active
- Control relay passive
- Contact closed
- Contact open

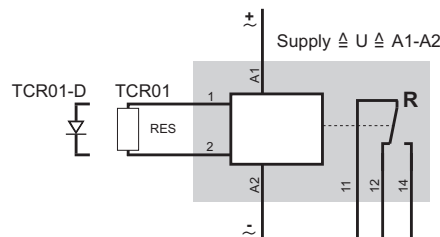
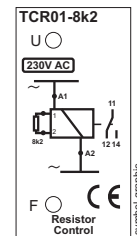


Control relay to monitor permanent a resistor (TCR01/TCR02) or a diode (TCR01-D/TCR02-D).
 On the application of the supply voltage and after detection of a resistor or a diode, the output relay "R" energizes.
 When the control relay detects a short circuit (< LET) or an open circuit (> UET) the output relay drops out immediately and a red LED lights with short and constant breaks.
 For following resistor value the control relay is available:
 RESNOM [Ohm]: 1k2; 8k2; 22k1

TCR01/TCR02 threshold values:
 UET RES > (RES_{NOM} +25%)
 UFT RES < (RES_{NOM} +10%)
 LFT RES > (RES_{NOM} -10%)
 LET RES < (RES_{NOM} -25%)

TCR01-D/TCR02-D threshold values:
 UET U_{DIODE} > 1,1V
 UFT U_{DIODE} < 1,0V
 LFT U_{DIODE} > 0,4V
 LET U_{DIODE} < 0,3V

LED-F function:
 OF without failure
 1x short circuit
 2x open circuit



specification

supply voltage variation	nominal voltage -20%...+10%			
frequency range	48 - 63 Hz			
duty cycle	100%			
output relay spec (EN 60974-5-1)	SPCO	DPCO		
I _e AC-15	230V~	2,5A	1,5A	
I _e AC-15	115V~	2,5A	1,5A	
I _e DC-13	24V=	2,5A	1,5A	
I _{pho} -detached	6A@+20°C		3,0A@+20°C	
I _{pho} -attached	1A@+60°C		0,5A@+60°C	
expected life time				
mechanical	1 x 10 ⁷ resp. 1 x 10 ⁷ operations			
electrical	15 x 10 ⁴ resp. 8 x 10 ⁴ operations			
screws	pozidrive 1, slot 4mm			
screw tightening torque	0,4Nm			
operating conditions	-20 to +60°C non condensing			

ordering information

part no*	supply	output	sup. galv. iso**	RES	housing types
TCR01-"RES _{NOM} " "VOLT"	"Volt" 2,5VA	SPCO	yes	no	B
TCR02-"RES _{NOM} " "VOLT"	"Volt" 2,5VA	DPCO	yes	no	B
TCR01-D "VOLT"	"Volt" 2,5VA	SPCO	yes	no	B
TCR02-D "VOLT"	"Volt" 2,5VA	DPCO	yes	no	B

* Please replace "RES_{NOM}" with the resistor value and "VOLT" with the supply voltage 24Vac/115Vac/230Vac
 f.ex.: TCR01-1k2 24Vac oder TCR02-D 230Vac

** The measurement input is galvanically isolated from the power supply

