

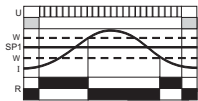


Function

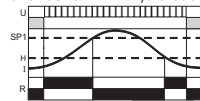
- Control relay active
- Control relay passive
- Contact closed
- Contact open

DIP-Switch: autom.-Reset / Relay normal

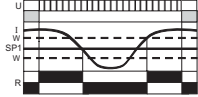
over current with window



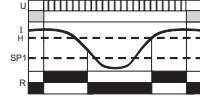
over current with hysteresis



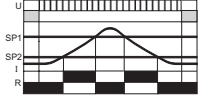
under current with window



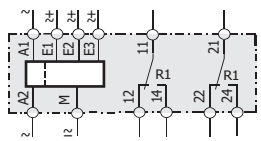
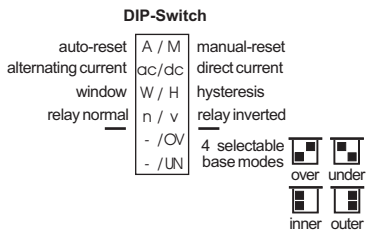
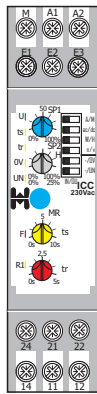
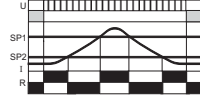
under current with hysteresis



inner current



outer current



input	range	resistance	I _{EMAX} (20°C)
E1-M	0mA - 100mA	500 mOhm	0,5 A
E2-M	0mA - 1A	50 mOhm	2 A
E3-M	0A - 10A	5 mOhm	15 A

part no	supply	output	sup. galv. iso*	UL US	housing types
ICC 400Vac	400V~ 2,5VA/1W	DPCO	yes	-	L
ICC 230Vac	230V~ 2,5VA/1W	DPCO	-	-	L
ICC 115Vac	115V~ 2,5VA/1W	DPCO	yes	-	L
ICC 24Vac	24V~ 2,5VA/1W	DPCO	yes	-	L

* The measurement input is galvanically isolated from the power supply

ICC

overview

- ◆ AC or DC current monitor
- ◆ 3 different current ranges
- ◆ 4 selectable base modes (over, under, between setpoints, outside setpoints)
- ◆ 2 selectable measuring functions
- ◆ automatic or manual reset selectable
- ◆ Alarm memory function
- ◆ output relay contact invertable
- ◆ DPCO output relay
- ◆ LED indicators for power supply, over and under current, failure and status of the output relay, start-up and reaction timer
- ◆ 22.5mm DIN rail mount housing

specification

supply voltage variation	nominal voltage -20%..+10%
frequency range	48 - 63 Hz
duty cycle	100%
repeat accuracy	<1%
output relay specification	max. 6A 230V~
Ue/Ie AC-15	24V/1,5A 115V/1,5A 230V/1,5A
Ue/Ie DC-13	24V/1A
expected life time	DPCO
mechanical	10 x 10 ⁶ operations
electrical	8 x 10 ⁴ operations
screws	pozidrive 1
screw tightening torque	0,6...0,8Nm
operating conditions	-20°C to 60 °C non condensing

* EN 60947-5-1 VDE 0435

ordering information